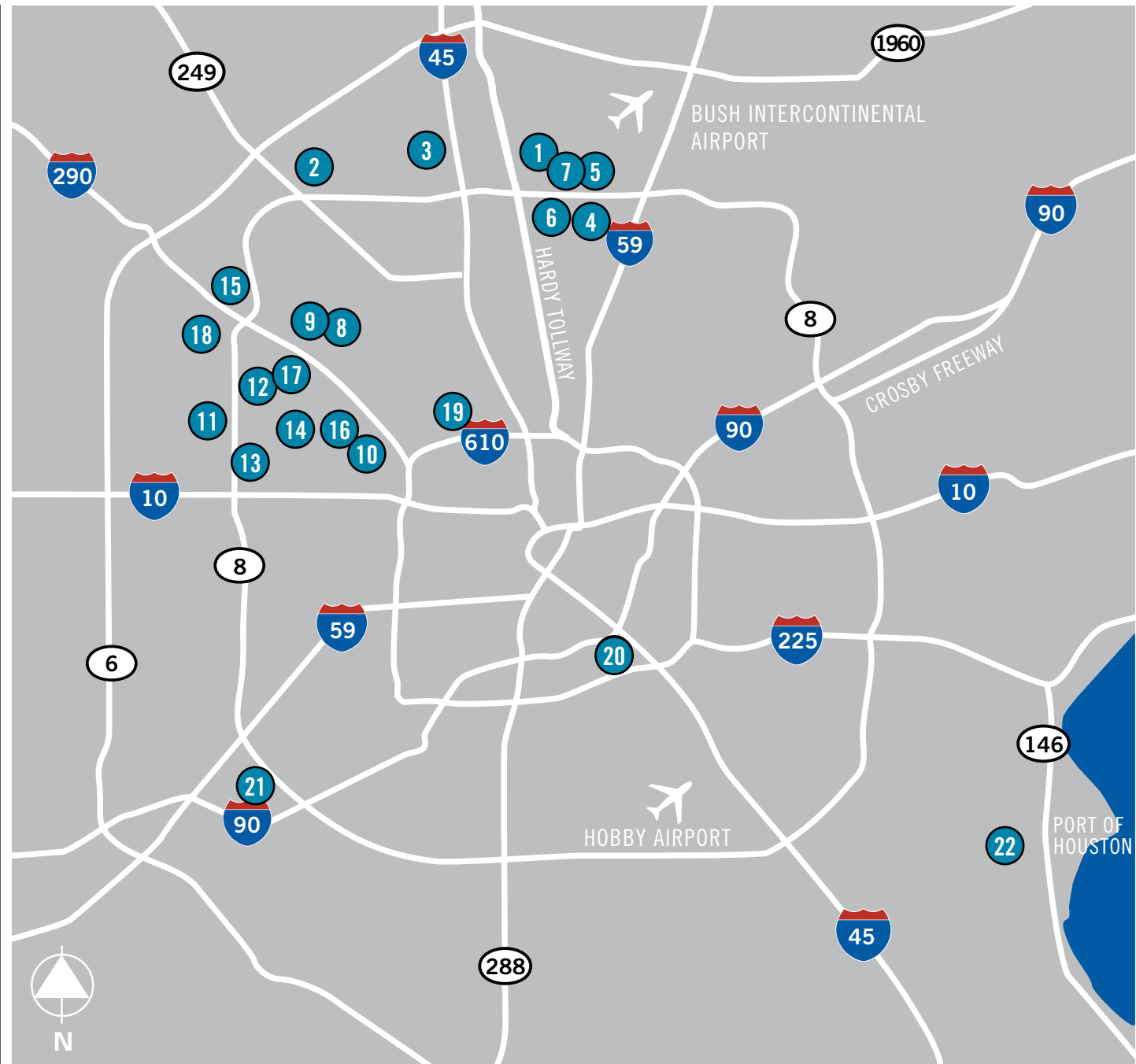


Available Properties:

1. THE HARDY DISTRIBUTION CENTER
2. Bammel Business Park
3. Park North Center
4. Interwood Business Center
5. AMB IAH Airfreight Center
6. Northgreen Business Park
7. Milner Land
8. Guhn Road Distribution Center
9. Northwest Crossing
10. Long Point Business Center
11. Claymoore Business Park
12. West by Northwest Business Park - Jameel
13. 1750 Stebbins
14. 2222 Campbell Road
15. Village Green Service Center
16. Silber Road Business Park
17. West by Northwest Business Park - Rothway
18. Brittmoore Park
19. Pineforest Business Park
20. Southport Business Park
21. Beltway Crossing Business Park
22. Bay Area Business Park

For leasing information, please contact:

Kyle Valentine kvalentine@streamrealty.com,
 Justin Robinson jrobinson@streamrealty.com, or
 Matt DiLeo mdileo@streamrealty.com
 713.300.0300 | www.streamrealty.com





ADDRESS	SF AVAILABLE	OFFICE	LOADING	CLEAR HEIGHT
<p>1. THE HARDY DISTRIBUTION CENTER 1517 & 1521 Greens Road Houston, TX 77032</p>  <p>EMAIL >></p>	<p>1521 · 52,770 - 195,513 SF 1517 · 58,830 - 167,124 SF</p>	<p>Built-to-Suit Built-to-Suit</p>	<p>52 Dock High Doors / 3 Ramps 46 Dock High Doors / 2 Ramps</p>	<p>30' 30'</p>
<p>2. BAMMEL BUSINESS PARK 4702 & 4802 North Sam Houston Parkway West Houston, TX 77038</p>  <p>EMAIL >></p>	<p>4802 · 5,520 - 55,200 SF 4702 · 5,520 - 47,968 SF</p>	<p>Built-to-Suit Built-to-Suit</p>	<p>15 Semi-Dock Doors 14 Semi-Dock Doors</p>	<p>16' 16'</p>
<p>3. PARK NORTH CENTER 219 - 285 W. Airtex Blvd. Houston, TX 77032</p>  <p>EMAIL >></p>	<p>265 · 17,517 SF 110 · 10,620 SF 255 · 5,539 SF 219 · 4,173 SF 105 · 3,762 SF 225 · 2,441 SF 105A · 2,178 SF 233 · 1,773 SF 105B · 1,584 SF</p>	<p>2,240 SF 1,181 SF 3,902 SF 3,300 SF 1,181 SF 2,441 SF 637 SF Built-to-Suit 544 SF</p>	<p>14 Grade Level Doors 4 Grade Level Doors 2 Grade Level Doors 2 Grade Level Doors 2 Grade Level Doors N/A 1 Grade Level Doors 1 Grade Level Doors 1 Grade Level Doors</p>	<p>14' 14' 14' 14' 14' 14' 14' 14' 14'</p>
<p>4. INTERWOOD BUSINESS CENTER 14430 JFK Boulevard & 14469 Heathrow Forest Parkway Houston, TX 77032</p>  <p>EMAIL >></p>	<p>14430 · 56,000 SF 14469 · 20,000 SF</p>	<p>56,000 SF Build-to-Suit</p>	<p>7 Dock High Doors 5 Dock High Doors</p>	<p>24' 24'</p>

ADDRESS	SF AVAILABLE	OFFICE	LOADING	CLEAR HEIGHT
5. AMB IAH AIRFREIGHT CENTER 2928-3340 Greens Road Houston, TX 77032  EMAIL >>	3340 A · Suite 500 · 39,307 SF 3340 C · Suite 850 · 23,325 SF 2928 B · Suite 550 · 15,688 SF 3340 B · Suite 500 · 8,125 SF 3340 B · Suite 650 · 6,500 SF 3340 B · Suite 550 · 5,000 SF 3340 D · Suite 400 · 3,250 SF 3340 · 500 - 2,625 SF	2,122 SF 936 SF 1,991 SF 2,861 SF 1,500 SF 1,215 SF 1,951 SF 500 - 2,625 SF	37 Dock High Doors / 2 Ramps 18 Dock High Doors / 1 Ramp 16 Dock High Doors / 1 Ramp 4 Dock High Doors / 1 Ramp 3 Dock High Doors / 1 Ramp 2 Dock High Doors / 1 Ramp 3 Dock High Doors N/A	26' 26' 26' 26' 26' 26' 26' N/A
6. NORTHGREEN BUSINESS PARK 1400-1408 North Sam Houston Parkway East Houston, TX 77038  EMAIL >>	1408 · Suite 100 · 8,040 SF 1408 · Suite 190 · 3,969 SF 1404 · Suite 180 · 3,900 SF 1404 · Suite 160 · 1,950 SF 1400 · Suite 140 · 1,800 SF 1400 · Suite 155 · 1,794 SF	5,313 SF 1,210 SF 1,000 SF 1,214 SF 900 SF 894 SF	1 Semi-Dock Door / 1 Ramp 1 Truck Well / 1 Ramp 2 Grade Level Doors 1 Grade Level Door 1 Grade Level Door 1 Grade Level Door	14' 14' 14' 14' 14' 14'
7. MILNER LAND Milner Road Houston, TX  EMAIL >>	20 Acres	Land For Sale	N/A	N/A

ADDRESS	SF AVAILABLE	OFFICE	LOADING	CLEAR HEIGHT
8. GUHN ROAD DISTRIBUTION CENTER 6535 Guhn Road Houston, TX 77040  EMAIL >>	63,460 - 253,838 SF	Built-to-Suit	52 Dock High Doors / 4 Ramps	30'
9. NORTHWEST CROSSING 7701 West Little York Road Houston, TX 77040  EMAIL >>	Suite 1000 · 4,800 - 48,200 SF Suite 300 · 15,353 SF	Built-to-Suit 14,526 SF	7 Semi-Dock Doors 1 Semi-Dock Doors	18' 18'
10. LONG POINT BUSINESS CENTER 6600 Long Point Road Houston, TX 77055  EMAIL >>	Suite 110 · 27,000 SF Suite 102 · 9,000 SF Suite 101 · 13,500 SF (6/1/2010)	1,500 SF 1,065 SF 2,938 SF	8 Dock High Doors / 1 Ramp 1 Dock High Door / 1 Ramp 3 Dock High Doors / 1 Ramp	21' 21' 21'
11. CLAYMOORE BUSINESS PARK 10775 Kempwood Drive Houston, TX 77043  EMAIL >>	Suite 6 · 34,455 SF	5,528 SF	4 Dock High Doors / 1 Ramp	22'

ADDRESS	SF AVAILABLE	OFFICE	LOADING	CLEAR HEIGHT
<p>12. WEST BY NORTHWEST BUSINESS PARK 9101 Jameel Road Houston, TX 77040</p>  <p>EMAIL >></p>	<p>Suite 150 - 170 · 21,532 SF Suite 170 · 8,266 SF Suite 100 · 6,966 SF Suite 160 · 6,657 SF Suite 150 · 6,609 SF Suite 120 · 3,937 SF</p>	<p>21,532 SF 3,578 SF 4,724 SF 2,160 SF 2,631 SF 975 SF</p>	<p>6 Dock High Doors / 1 Ramp 3 Dock High Doors 1 Dock High Door / 1 Ramp 2 Dock High Doors 1 Dock High Door / 1 Ramp 2 Dock High Doors</p>	<p>16' 16' 16' 16' 16' 16'</p>
<p>13. 1750 STEBBINS 1750 Stebbins Houston, TX 77043</p>  <p>EMAIL >></p>	<p>15,750 SF</p>	<p>10,485 SF</p>	<p>3 Grade Level Doors</p>	<p>16'</p>
<p>14. 2222 CAMPBELL ROAD 2222 Campbell Road Houston, TX 77080</p>  <p>EMAIL >></p>	<p>14,705 SF</p>	<p>5,422 SF</p>	<p>Grade Level Loading</p>	<p>8' - 18'</p>

ADDRESS	SF AVAILABLE	OFFICE	LOADING	CLEAR HEIGHT
<p>15. VILLAGE GREEN SERVICE CENTER 17449-17459 Village Green Drive Houston, TX 77040</p>  <p>EMAIL >></p>	<p>17449 · 6,193 SF 17455 · 3,303 SF 17459 · 2,066 SF 17474 · 1,927 SF</p>	<p>2,220 SF 1,125 SF 1,752 SF 785 SF</p>	<p>3 Grade Level Doors 1 Grade Level Door 1 Grade Level Door 1 Grade Level Door</p>	<p>14' 14' 14' 14'</p>
<p>16. SILBER ROAD BUSINESS PARK 2055-2105 Silber Road Houston, TX 77055</p>  <p>EMAIL >></p>	<p>2105 · Suite 102 · 16,127 SF 2055 · Suite 110 · 4,660 SF 2055 · Suite 120 · 2,950 SF</p>	<p>2,911 SF 3,016 SF 962 SF</p>	<p>5 Dock High Doors / 1 Semi-Dock Ramp 1 Dock High Door / 1 Ramp 1 Dock High Door / 1 Ramp</p>	<p>18' 18' 18'</p>
<p>17. WEST BY NORTHWEST BUSINESS PARK 6300 Rothway Drive Houston, TX 77040</p>  <p>EMAIL >></p>	<p>Suite 190 · 6,550 SF</p>	<p>4,235 SF</p>	<p>1 Grade Level Door</p>	<p>14'</p>
<p>18. BRITTMOORE PARK - FOR SALE OR LEASE 11811 Brittmooore Park Drive Houston, TX 77040</p>  <p>EMAIL >></p>	<p>102,625 SF</p>	<p>14,060 SF Mezzanine</p>	<p>2 Dock High Doors / 1 Ramp</p>	<p>17.5' - 34.5'</p>

ADDRESS	SF AVAILABLE	OFFICE	LOADING	CLEAR HEIGHT
<p>19. PINEFOREST BUSINESS PARK 310 West 38th Street Houston, TX 77018</p>  <p>EMAIL >></p>	Suite 310 · 14,752 SF	2,000 SF	3 Dock High Doors	22'
<p>20. SOUTHPORT BUSINESS PARK 6001-6047 South Loop East Houston, TX 77033</p>  <p>EMAIL >></p>	6035 · 8,385 SF 6033 · 6,560 SF 6001 · 5,426 SF 6025 · 2,700 SF 6047 · 2,700 SF	4,852 SF 3,455 SF 1,486 SF 1,085 SF 895 SF	3 Semi-Dock Doors 2 Semi-Dock Doors / 2 Ramps 1 Dock High Door 1 Ramp 1 Semi-Dock Door / 1 Ramp	16' 16' 16' 16' 16'



INDUSTRIAL INVENTORY

SOUTHWEST SUBMARKET

ADDRESS	SF AVAILABLE	OFFICE	LOADING	CLEAR HEIGHT
21. BELTWAY CROSSING BUSINESS PARK 13323-13423 South Gessner Road Missouri City, TX 77489 EMAIL >>	13423 · 16,640 - 58,240 SF 13323 · 24,960 SF	Built-to-Suit Built-to-Suit	18 Dock High Doors / 2 Ramps 5 Dock High Doors / 1 Ramp	28' 28'



INDUSTRIAL INVENTORY

SOUTHEAST SUBMARKET

ADDRESS	SF AVAILABLE	OFFICE	LOADING	CLEAR HEIGHT
22. BAY AREA BUSINESS PARK 9311-9501 Bay Area Boulevard Pasadena, TX 77586 EMAIL >>	9401 · 65,520 - 480,480 SF 9501 · 65,250 - 480,480 SF 9311 · 21,400 - 219,000 SF	Built-to-Suit Built-to-Suit Built-to-Suit	104 Dock High Doors / 8 Ramps 104 Dock High Doors / 5 Ramps 65 Dock High Doors / 2 Ramps	32' 32' 24'



For leasing information, please contact:

Kyle Valentine kvalentine@streamrealty.com,

Justin Robinson jrobinson@streamrealty.com, or

Matt DiLeo mdileo@streamrealty.com

713.300.0300 | www.streamrealty.com